

MINI CATALOG

RADIO CONTROLLED MODELS



KYOSHO®
THE FINEST RADIO CONTROL MODELS

INDEX

<ELECTRIC VEHICLES/MOTORCYCLE>

HONDA NSR/YAMAHA YZR500	4
MINI STOCKERS	6
F1 RACER LOTUS HONDA	7
BAJA-BUGS	8
DOUBLE DARE 4WDS	10
BIG BRUTE/THE BLIZZARD	11
PEGEOT 205/HONDA CR-X	12
RAIDER 2WD	13
ULTIMA	14
TURBO ULTIMA	15
OPTIMA PRO 4WD (OPTIMA/TURBO OPTIMA)	16
OPTIMA MID	17
TURBO OPTIMA MID	18
TURBO OPTIMA MID SE	19
SHADOW 4WD	20
ROCKY 4WD/TURBO ROCKY	21
PLAZMA MK III KS-2/LIMITED α -II	22
FANTOM EP-4WD CRC-II/BW SPIDER	23
<GAS VEHICLES>	
FORD RS200	24
STINGER MK-II/NITRO BRUTE	25
FANTOM 21-iS	26
BURNS 4WD	27





<ELECTRIC PLANES>

P-51D MUSTANG M36/ZERO FIGHTER
M3628
CESSNA CARDINAL M36/FLASH EP29
PETIT SERIES30-31
VALENCIA1800/MELODY1500/
MELODY MOTOR PYLON/
ETUDE1200/DUET120032

<GAS PLANES/HELICOPTER>

PATRICIA10/PRELUDE10/CAP2133
CONCEPT3034

<YACHTS/BOATS>

FAIRWIND/RIVIERA35
JET STREAM800/TOM'S RIVER36
FLORIDA/CASABLANCA37

<MISC>

PROPO/ROTARY SPEED CONTROLLER
.....39

BATTERIES/BATTERY CHARGERS

.....40~42
OPTION HOUSE43
MOTOR/MOTOR CHECKER44-45
RC TOOL&ACCESSORY46
KYOSHO ORIGINALS47

HONDA NSR 500/YAMAHA YZR 500

1:8 SCALE

RADIO CONTROLLED ELECTRIC POWERED MOTORCYCLE



NO.3002

CAPTURE THE THRILLS OF GRAND PRIX MOTORCYCLE RACING WITH THIS REALISTIC MODEL OF THE ROTHMANS HONDA NSR500 AND YAMAHA YZR500! POWERFUL PERFORMANCE WITH THE LeMANS DM20 MOTOR (INCLUDED) AND A LIGHTWEIGHT 7.2V NiCd BATTERY PACK (NOT INCLUDED.) THE "500" LEANS REALISTICALLY AS IT BLASTS THROUGH "S" CURVES AND ANY OTHER CURVES YOU WANT TO POWER IT THROUGH! THE UNIQUE GYRO-STEERING SYSTEM MAKES IT EASY TO

OPERATE EVEN FOR BEGINNERS. REAL CHAIN DRIVE. (THREE GEAR RATIOS FOR ALL COURSES.) STRONG FIBERGLASS-REINFORCED ABS MONOCOQUE FRAME. POLYCARBONATE AND REINFORCED NYLON FAIRING, TANK AND SEAT PARTS.



NO.3003

Technical Data ● Length/257mm(10.1in) ● Width/66mm(2.6in) ● Height/150mm(5.9in) ● Wheelbase/175mm(6.8in) ● Tires/(F)78φ × 18mm(3.1 × 0.71in);(R)86φ × 22mm(3.4 × 0.87in) ● Total Weight/680g(24.0oz) ● Gear Ratio/13.8:1-19.3:1 ● Motor/Le Mans DM20(Included) ● Battery/7.2V-270mAh(Not included) ● Radio/2-Channel(Not included)

SPECIAL OPTION PARTS

FOR HONDA NSR 500/YAMAHA YZR 500



- ① Bearing set No. 1977
- ② Front oil-filled shock No. GPW-1
- ③ Rear oil-filled shock No. GPW-2
- ④ Reinforced pinion gear set No. GPW-3
- ⑤ Light weight flywheel No. GPW-7
- ⑥ '87 HRC works decals No. GPW-4
- ⑦ LeMans DMC20BB motor No. 1935
- ⑧ 7.2V-600mAh NiCd battery No. 2313
- ⑨ AC quick charger(7.2V-600mAh)
No. 2345
- ⑩ Rosman's color paint set No. GPW-5



MINI STOCKERS MERCEDES-BENZ 190E/BMW M3

RADIO CONTROLLED ELECTRIC POWERED RACING CAR

1:20 SCALE



ENJOY THE HOT PERFORMANCE OF SOME OF THE FASTEST ROAD CARS IN THE WORLD IN 1/20 SCALE. THIS SMALL "GROUP A TOURING" CAR RUNS AT SPEEDS FASTER THAN YOU'LL BELIEVE! SET UP A COURSE IN ANY SMALL AREA AND YOU'LL HAVE RACING PERFORMANCE THAT WILL KEEP YOU EXCITED FOR HOURS AT A TIME! THE POWERPLANT OF THIS LITTLE MARVEL IS A CUSTOM-MADE LeMANS DM20 MOTOR, ENERGIZED BY A NiCd BATTERY THAT CAN BE RECHARGED IN ONLY A FEW MINUTES. (BATTERY INCLUDED IN KIT.) FULLY FUNCTIONAL INDEPENDENT SUSPENSION FRONT AND REAR, WITH EFFECTIVE FRICTION SHOCK ABSORBERS.



Technical Data ● Length/220mm(8.7in) ● Width/114mm(4.5in) ● Height/73mm(2.9in) ● Wheelbase/132mm(5.2in) ● Front Track/94mm(3.7in)
● Rear Track/95mm(3.7in) ● Ground Clearance/8mm(0.3in) ● Weight/370g(1.3oz) ● Tires/(F/R)φ31mm×16mm(1.2×0.63in) ● Gear Ratio/8.1:1
● Motor/Le Mans DM20(Included) ● Battery/7.2V-270mAh NiCd(Included) ● Radio Control System/2-Channel(Not included)

F-1 RACER LOTUS HONDA 99T

RADIO CONTROLLED ELECTRIC POWERED RACING CAR

1:18 SCALE



NO.3175



THE LOTUS HONDA IS A MASTERPIECE IN MINIATURE. NOT ONLY DOES IT HAVE THE POWER OF THE CUSTOM-DESIGNED DM20 MOTOR, BUT THE SUSPENSION IS SCALED DOWN EXACTLY FROM THE FAMOUS FORMULA 1 GRAND PRIX RACER, BOTH GEOMETRY AND WISHBONES. IT'S A SURE WINNER RIGHT OUT OF THE BOX! EQUALLY AT HOME ON A TRACK OR THE LIVING ROOM CARPET, THE LOTUS HONDA GUARANTEES EXCITING RACING EVERY TIME IT GOES INTO ACTION! THE CHASSIS IS RIGID BLACK GLASS-REINFORCED POLYESTER RESIN. THE SUSPENSION IS INDEPENDENT ON ALL FOUR WHEELS WITH FOUR FRICTION-TYPE SHOCK ABSORBERS, AND GROUND CLEARANCE IS ADJUSTABLE. A DM20 MOTOR GIVES THE URGE, AND FOUR GEAR RATIOS CAN BE USED.

Technical Data ● Length/238mm(9.4in) ● Width/118mm(4.6in) ● Height/60mm(2.4in) ● Ground Clearance/6mm(0.24in) ● Front Track/97mm(3.8in) ● Rear Track/93mm(3.7in) ● Weight/360g(12.7oz) ● Front Tire/φ34mm×18.5mm ● Rear Tire/φ36mm×24mm ● Gear Ratios/5.33:1-8.7:1 ● Motor/Le Mans DM20(Included) ● Battery/7.2V-270mAh(Not included) ● Radio Control Set/2-Channel Type for Mini-cars

BAJA-BUGS TURBO OPTIMA 2WD/ULTIMA/SALUTE 2WD

ELECTRIC POWERED OFF-ROADER

(NO.3191)

(NO.3192)

(NO.3193)

1:20 SCALE



WHAT'S SMALL, FAST, EXCITING AND FUN? THE NEW 1/20-SCALE "BAJA BUGS" MINI OFF-ROADERS! SUPER QUICK AND SUPER NIMBLE! PUSH THE "GO" STICK AND THEY'RE GONE! WITH A FULLY FUNCTIONING FOUR-WHEEL INDEPENDENT SUSPENSION (DOUBLE WISHBONES) AND A 7.2V-270mAh NiCd BATTERY FOR POWER, THESE LITTLE BUGS SCOOT AROUND A COURSE ALMOST AS FAST AS ORDINARY 1/10-SCALE MODELS. BECAUSE OF THEIR SMALL SIZE THEY CAN BE RUN INDOORS AND IN OTHER RESTRICTED SPACES.

Technical Data ● Length/200mm(7.9in) ● Width/110mm(4.3in) ● Height/67mm(2.6in) ● Wheelbase/132mm(5.2in) ● Ground Clearance/18mm(0.7in) ● Front Track/88mm(3.5in) ● Rear Track/88mm(3.5in) ● Tires/(F)38φ × 12mm(1.5 × 0.5in);(R)44φ × 20mm(1.7 × 0.8in) ● Total Weight/350g(12.3oz) ● Gear Ratio/10:1 ● Motor/Le Mans DM20(Included) ● Battery/7.2V-270mAh(Included) ● Radio/2-Channel(Not included)

RACEWAY KIT

NO.3190



- ① FENCE SECTIONS;
1200mm/10pc;
900mm/20pc;
600mm/10pc;
 - ② SUPPORT POLES/50pc
 - ③ KYOSHO FLAGS/20pc
 - ④ CHECKERED FLAGS/2pc
 - ⑤ JUMP/1pc
 - ⑥ STARTING LINE
BANNER BOARD
 - ⑦ STAR LIGHT(OPTION)
- NO.3199

OPTION PARTS

FOR BAJA-BUGS



- ① DC QUICK CHARGER [7.2V-290mAh] NO.2332
- ② AC QUICK CHARGER [7.2V-270mAh] NO.2342
- ③ AC CHARGER [7.2V-270mAh] NO.2322
- ④ 7.2V-270mAh NiCd BATTERY NO.2312
- ⑤ RACING MOTOR "LeMANS DMC20BB" NO.1935
- BALL BEARING SET NO.1975
- SPONGE TIRE NO.DEW-2
- ALUMINUM WHEEL SET NO.DEW-1
- SOFT SPRING SET NO.DEM-4
- SPECIAL DAMPER STAY NO.DEW-3

DOUBLE DARE 4WDS

ELECTRIC POWERED OFF-ROAD RECREATIONAL VEHICLE

1:10 SCALE



DOUBLE "LeMANS STOCK 05" HIGH-TORQUE MOTOR POWER! HUGE 146MM (5.7) TIRES! FOUR-WHEEL STEERING DUAL DIFFERENTIALS! REAL "GO ANYWHERE" PERFORMANCE! RUGGED ABS CHASSIS, WITH INDEPENDENT SUSPENSION ALL AROUND AND TWO FRICTION-TYPE SHOCK ABSORBERS FOR EACH WHEEL. NEW "ROTARY" CUSTOM SPEED CONTROLLER (3FWD/1 REV). STYLISH DATSUN BODY WITH DUMMY ENGINE AND MANY DECORATIVE STICKERS AND ACCESSORIES FOR DISPLAY.



Technical Date ● Length/440mm(17.3in) ● Width/310mm(12.2in) ● Weight/205mm(11.6in) ● Weight/2800g(6 1b 3 oz) ● Wheels/φ146x73mm(φ5.7x2.9in) ● Motors/LeMans "Stock 05"(2 Motor included) ● Battery/7.2V-1200mAh NiCd(Not included) ● Radio Control Set/2-Channel W/2 Servos(Not included)

BIG BRUTE

ELECTRIC POWERED OFF-ROAD RECREATIONAL VEHICLE

BIG BRUTE DUPLICATES THE WILD PERFORMANCE OF AMERICAN ENTERTAINMENT "CAR CRUSHER" VEHICLES IN 1/10 SCALE. HUGE 135mm TIRES! JACKED-UP CHASSIS! RUGGED SUSPENSION! POWERFUL LeMANS "STOCK 05" MOTOR FOR CLIMBING, PULLING, AND SPEED. BIG BRUTE CLIMBS OVER OBSTACLES 50mm (2INCHES) HIGH. DOUBLE-WISHBONE SUSPENSION WITH QUALITY FRICTION-TYPE SHOCK ABSORBERS



Technical Data ● Length/460mm(18.1in) ● Width/310mm(12.2in) ● Height/250mm(9.8in) ● Wheelbase/283mm(11.5in) ● Ground Clearance/70mm(2.8in) ● Front Track/220mm(8.7in) ● Rear Track/215mm(8.5in) ● Tires/(F)136φ × 80mm(5.4 × 3.2in);(R)136φ × 80mm(5.4 × 3.2in) ● Total Weight/2650g(51b 13oz) ● Gear Ratio/16.1:1 ● Motor/Le Mans Stock 05(Included) ● Battery/7.2V-1200mAh(Not included) ● Radio/2-Channel(Not included)



Technical Data ● Length/360mm(14.2in) ● Width/304mm(12.0in) ● Height/225mm(8.9in) ● Wheelbase/300mm(11.8in) ● Caterpillar/90 × 750mm(3.5 × 29.5in) ● Total Weight/2400g(84.7oz) ● Gear Ratio/12:1/32:1 ● Motor/RS-380 × 2(Included) ● Battery/7.2V-1200mAh(Not included) ● Radio/2-Channel(Not included)

THE BLIZZARD

ELECTRIC POWERED R/C CATERPILLAR TRACTOR

ENDLESS-TRACK DRIVE AND INDEPENDENTLY SPRUNG BOGEYS TO SNAKE OVER OBSTACLES. TWIN MABUCHI RS-380 DRIVE MOTORS WITH TWIN STEPLESS SPEED CONTROLS(FORWARD AND REVERSE) FOR SHARP-TURNING DIFFERENTIAL-TRACK STEERING. SERVO OPERATED PLOW. USES READILY AVAILABLE 7.2V-1200mAh NiCd BATTERY PACK. CLEAR,EASY-TO-FOLLOW ASSEMBLY INSTRUCTIONS.

PEUGEOT 205/HONDA CR-X

1:12 SCALE

ELECTRIC POWERED FF RACING CAR



THIS BEAUTIFUL 1/12-SCALE MODEL FUNS AT REALISTIC SPEED AND HAS A FULLY FUNCTIONING INDEPENDENT SUSPENSION SYSTEM FRONT AND REAR, WITH DOUBLE WISHBONES AND EFFECTIVE OIL-FILLED SHOCK ABSORBERS. THE POWERFUL Le MANS STOCK 05 MOTOR (INCLUDED) IS FRONT MOUNTED AND DRIVES THE FRONT WHEELS TO PULL THE MODEL THROUGH CORNERS. GEAR-TYPE DIFFERENTIAL EASY ASSEMBLY. SIMPLE MAINTENANCE. MANY DECORATIVE STICKERS. TREAD-PATTERN TIRES. IDEAL FIRST CAR.



Technical Data ● Length/315mm(12.4in) ● Width/165mm(6.5in) ● Height/110mm(4.4in) ● Wheelbase/190mm(7.5in) ● Ground Clearance/5mm(0.2in) ● Front Track/136mm(5.3in) ● Rear Track/136mm(5.3in) ● Tires/(F)58φ × 27mm(2.3 × 1.1in);(R)58φ × 27mm(2.3 × 1.1in) ● Total Weight/1100g(38.7oz) ● Gear Ratio/3.8:1 ● Motor/Le Mans stock05(Included) ● Battery/7.2V-1200mAh(Not included) ● Radio/2-Channel(Not included)

RAIDER 2WD

ELECTRIC POWERED RACING BUGGY

1:10 SCALE

NO.3184



"RAIDER 2WD", THE IDEAL CHOICE FOR THE NEW DRIVER. FAST PERFORMANCE WITH A MINIMUM OF CONSTRUCTION TIME AND ADJUSTMENT. DURABLE MATERIALS. FOUR-WHEEL INDEPENDENT SUSPENSION FOR GOOD HANDLING ON ANY SURFACE. LIGHT FRICTION-TYPE SHOCK ABSORBERS. POWERFUL LeMANS "STOCK 05" MOTOR AND SPEED CONTROLLER (3FWD/1REV) INCLUDED. RELIABLE REAR-WHEEL DRIVE WITH GEAR-TYPE DIFFERENTIAL COMBINES WITH HIGH-GRIP TIRES TO PUT MAXIMUM POWER ON THE TRACK.

Technical Data ● Length/390mm(15.4in) ● Width/250mm(9.8in) ● Height/140mm(5.5in) ● Wheelbase/260mm(10.2in) ● Ground Clearance/29mm(1.1in) ● Front Track/200mm(7.9in) ● Rear Track/210mm(8.3in) ● Tires/(F)77φ × 23mm(3.0 × 0.9in);(R)82φ × 40mm(3.2 × 1.6in) ● Total Weight/1450g(51.1oz) ● Gear Ratio/10.8:1 ● Motor/Le Mans Stock 05(Included) ● Battery/7.2V-1200mAh(Not included) ● Radio/2-Channel(Not included)

ULTIMA

ELECTRIC POWERED RACING BUGGY

1:10 SCALE

NO.3115



ULTIMA HAS EVEN BETTER SUSPENSION DESIGN AND GEOMETRY, WITH A WISHBONE PARALLEL-ARM AND OIL-FILLED SHOCK COMBINATION ON ALL FOUR WHEELS. THE RESULTING LONG 40mm TRAVEL SOAKS UP BUMPS AND KEEPS ULTIMA RUNNING TRUE ON THE ROUGHEST TRACKS. THE MABUCHI RS-540S MOTOR (INCLUDED) AND SEALED GEAR-BOX/DIFFERENTIAL (FACTORY ASSEMBLED) ARE CLOSE COUPLED AND REAR MOUNTED FOR OPTIMUM 2WD WEIGHT DISTRIBUTION. STRONG ALUMINUM CHASSIS.

Technical Data ● Length/360mm(14.2in) ● Width/240mm(9.4in) ● Height/130mm(5.1in) ● Wheelbase/268mm(10.6in) ● Ground Clearance/40mm(1.6in) ● Front Track/200mm(7.9in) ● Rear Track/200mm(7.9in) ● Tires/(F)70φ × 20mm(2.8 × 0.8in);(R)85φ × 37mm(3.3 × 1.5in) ● Total Weight/1500g(53oz) ● Gear Ratio/9:1 ● Motor/RS-540S(Included) ● Battery/7.2V-1200mAh(Not included) ● Radio/2-Channel(Not included)

TURBO ULTIMA

ELECTRIC POWERED SPECIAL RACING BUGGY

1:10 SCALE

NO.3116



THE ORIGINAL ULTIMA TOOK 1ST, 2ND AND 3RD AT THE 1987 IFMAR WORLD CHAMPIONSHIPS. THE TURBO ULTIMA IMPROVES ON THE ORIGINAL ULTIMA BY INCLUDING STABILIZER BARS FRONT AND REAR. BALL DIFFERENTIAL "OPTION HOUSE" HIGH QUALITY REAR TIRES LIGHT WEIGHT ALUMINUM ALLOY CHASSIS FOR EXTRA STRENGTH PLATINUM SHOCK ABSORBERS ON ALL FOUR WHEELS. UNIVERSAL SWING SHAFTS. NEW SHIELDED HEAVY DUTY ROTARY SPEED CONTROLLER 14 BALL BEARINGS AND FIBERGLASS SHOCK TOWERS. GOODIES CARRIES OVER FROM THE ORIGINAL ULTIMA INCLUDE THE SUPER-LONG TRAVEL INDEPENDENT SUSPENSION FRONT AND REAR.

Technical Data ● Length/360mm(14.2in) ● Width/240mm(9.4in) ● Height/130mm(5.1in) ● Wheelbase/268mm(10.6in) ● Front Trunk/200mm(7.9in)
● Rear Track/200mm(7.9in) ● Ground Clearance/40mm(1.6in) ● Weight/1,500g(53oz) ● Gear Ratio/9:1 ● Tires/ (Front) /70φ × 20mm(2.8 × 0.8in)
● Tires (Rear) /85φ × 37mm(3.3 × 1.5in) ● Motor/Le Mans 240ST(Included in the kit) ● Battery/7.2V-1200mAh NiCd Battery (Not included)
● Radio Control Set/2-Channel(Not included)

OPTIMA PRO 4WD / OPTIMA / TURBO OPTIMA

ELECTRIC POWERED 4WD RACING BUGGY

1:10 SCALE

OPTIMA PRO 4WD
NO.3029



THIS IS THE OPTIMA TO EQUIP TO YOUR OWN SPECIFICATIONS! CHOOSE BETWEEN 7.2V AND 8.4V POWER. CHOOSE THE MOTOR BEST SUITED TO THE TRACK. CHOOSE YOUR OWN ELECTRONIC SPEED CONTROLLER. THE PRO 4WD SUPPLIES ALL THE REST OF THE TRADITIONAL OPTIMA GOODIES: THE EXTRA-LONG SUSPENSION TRAVEL THAT BANISHES BUMPS; FOUR-WHEEL DRIVE VIA LIGHTWEIGHT CHAINDRIVE SUPER-EFFECTIVE OVERSIZE SHOCK ABSORBERS; IDEAL WEIGHT DISTRIBUTION. SURE FOOTED AT ANY SPEED. A WINNER ALL THE WAY!

4WD OFF-ROADER
OPTIMA



NO.3032

4WD OFF-ROADER
TURBO OPTIMA



NO.3130

Technical Data ● Length/390mm(5.4in) ● Width/240mm(9.4in) ● Height/120mm(4.7in) ● Wheelbase/262mm(10.3in) ● Ground Clearance/35mm(1.4in) ● Front Track/200mm(7.9in) ● Rear Track/202mm(8.0in) ● Tires/(F)85φ × 37mm(3.3 × 1.5in); (R)85φ × 37mm(3.3 × 1.5in) ● Total Weight/600g(56.5oz) ● Gear Ratio/0.3:1 ● Motor/Le Mans 240/360 Type(Not included) ● Battery/7.2V-1200mAh(Not included) ● Radio/2-Channel(Not included)

OPTIMA MID

ELECTRIC POWERED 4WD SPECIAL RACING BUGGY

1:10 SCALE

NO.3135



THE OPTIMA HAS BEEN THE TOP BUGGY SINCE ITS FIRST INTRODUCTION. THE "MID" IS THAT MUCH BETTER! FOUR-WHEEL DRIVE BY EFFICIENT, LIGHTWEIGHT TOOTHED BELT. BALL BEARINGS (18) SUPPLIED. POWERFUL LeMANS 240ST MOTOR AND SPEED CONTROLLER INCLUDED. STRONG ALLOY ALUMINUM CHASSIS. GLASS-REINFORCED SUSPENSION PARTS. EXTRALENGTH, LONG-TRAVEL (35MM) ALL-INDEPENDENT SUSPENSION. MOTOR POSITIONED FOR OPTIMUM BALANCE. OVERSIZE SHOCK. A SURE WINNER!



Technical Data ● Length/350mm(13.8in) ● Width/240mm(13.4in) ● Height/130mm(5.1in) ● Wheelbase/255mm(10.0in) ● Ground Clearance/35mm(1.4in) ● Front Track/200mm(7.9in) ● Rear Track/202mm(7.9in) ● Tires/(F)85φ × 37mm(3.3 × 1.5in);(R)85φ × 37mm(3.3 × 1.5in) ● Total Weight/1600g(56.4oz) ● Gear Ratio/9.78:1 ● Motor/Le Mans 240ST(Included) ● Battery/7.2V-1200mAh(Not included) ● Radio/2-Channel(Not included)

TURBO OPTIMA MID

ELECTRIC POWERED 4WD RACING BUGGY

1:10 SCALE

NO.3136



THE "MID" HAS ALL THE GREAT FEATURES OF THE STANDARD OPTIMA, BUT ALLOWS THE MODELLER TO SELECT THE ELECTRONIC SPEED CONTROLLER AND MOTOR. (OPTIMUM MOTORS ARE LeMANS 240 AND 360 SERIES.) KIT HAS ALL USUAL OPTIMA FEATURES: LONG-TRAVEL ALL-INDEPENDENT SUSPENSION F/R, FOUR-WHEEL DRIVE BY TOOTHED BELT AND TWO DIFFS, "PRESSURE" SHOCKS, ANTI-SWAY BARS, 18 BALL BEARINGS, AND MORE.



Technical Data ● Length/350mm(13.8in) ● Width/240mm(13.4in) ● Height/130mm(5.1in) ● Wheelbase/255mm(10.0in) ● Ground Clearance/35mm(1.4in) ● Front Track/200mm(7.9in) ● Rear Track/202mm(7.9in) ● Tires/(F)85φ × 37mm(3.3 × 1.5in);(R)85φ × 37mm(3.3 × 1.5in) ● Total Weight/1600g(56.4oz) ● Gear Ratio/9.78:1 ● Motor/Le Mans 240/360 Type(Not included) ● Battery/7.2V·1200mAh(Not included) ● Radio/2-Channel(Not included)

TURBO OPTIMA MID SE

ELECTRIC POWERED RACING BUGGY

1:10 SCALE



NO.3136B



THE OPTIMA "MID" IS A GREAT BUGGY. THE "SE" HAS ALL ITS FEATURES, BUT IS AN UPGRADE WITH MANY "OPTION HOUSE" CUSTOM PARTS AND OTHER PERFORMANCE EXTRAS INCLUDED. ADJUSTABLE SHOCK ABSORBERS ARE USED FRONT AND REAR. THE ALLOY ALUMINUM CHASSIS IS 2.3MM THICK (STANDARD 2.0MM), AND THE SHOCK TOWERS ARE LIGHTER 2.5MM FRP IN PLACE OF 2.0MM ALLOY. THE FRONT WHEELS ARE DRIVEN BY UNIVERSAL SWING SHAFTS. THERE ARE ANTI-ROLL BARS FRONT AND REAR. KYOSHO "ROTARY" SPEED CONTROLLER AND "LeMANS" 240ST MOTOR ARE INCLUDED. TORQUE-LIMITING CLUTCH AND TWO BALL-TYPE DIFFERENTIALS ARE INCLUDED.

Technical Data ● Length/370mm(14.6in) ● Width/240mm(9.4in) ● Height/130mm(5.2in) ● Tires/ ϕ 85×30mm ● Battery/ 7.2V-1200mAh or 8.4V-1200mAh NiCd (Not included) ● Radio Control Set/2-Channel W/1 Servo and Electronic Speed Controller (Not included)

SHADOW 4WD

ELECTRIC POWERED 4WD SPECIAL RACING BUGGY

1:10 SCALE

NO.3181



HIGH PERFORMANCE WITHOUT HIGH COST OR COMPLEXITY. EASY TO ASSEMBLE AND ADJUST. FOUR-WHEEL DRIVE AND FOUR-WHEEL INDEPENDENT SUSPENSION WITH QUALITY KYOSHO OIL-FILLED SHOCK ABSORBERS. MIDSHIPS MOTOR FOR OPTIMUM WEIGHT DISTRIBUTION. POWERFUL LeMANS "STOCK 05" MOTOR AND SPEED CONTROLLER INCLUDED IN KIT. STRONG ABS FRONT AND REAR WISHBONES WITH STEEL PIVOT PINS. PROTECTIVE ABS "TUB" TYPE CHASSIS. QUICK-CHANGE BATTERY HOLDER.



Technical Data ● Length/400mm(15.7in) ● Width/244mm(9.6in) ● Height/160mm(6.2in) ● Wheelbase/265mm(10.4in) ● Ground Clearance/32mm(1.2in) ● Front Track/206mm(8.1in) ● Rear Track/206mm(8.1in) ● Tires/(F)85φ × 38mm(3.3 × 1.5in);(R)85φ × 38mm(3.3 × 1.5in) ● Total Weight/1650g(58.2oz) ● Gear Ratio/7.7:1 ● Motor/Le Mans Stock 05(Included) ● Battery/7.2V-1200mAh(Not included) ● Radio/2-Channel(Not included)

ROCKY 4WD

ELECTRIC POWERED RACING BUGGY

ROCKY IS PERFECT FOUR-WHEEL DRIVE BUGGY. THE PRICE IS MODERATE AND THE QUALITY HIGH. OVERSIZE OIL-FILLED SHOCK ABSORBERS ARE USED FRONT AND REAR, AND THE EFFICIENT CHAIN DRIVE SYSTEM TRANSFERS FULL POWER FROM THE CUSTOM MADE LeMANS 240ST MOTOR (INCLUDED) TO THE FOUR BLOCK-PATTERN TIRES VIA TWIN METAL-GEAR DIFFERENTIALS.

Technical Data ● Length/400mm(15.7in) ● Width/240mm(9.4in) ● Height/120mm(4.7in) ● Wheelbase/270mm(10.6in) ● Ground Clearance/35mm(1.4in) ● Front Track/200mm(7.9in) ● Rear Track/190mm(7.5in) ● Tires/(F)85φ × 35mm(3.4 × 1.4in);(R)85φ × 35mm(3.4 × 1.4in) ● Total Weight/1600g(56.5oz) ● Gear Ratio/9.59:1,10.79:1 ● Motor/Le Mans 240ST(Included) ● Battery/7.2V-1200mAh(Not included) ● Radio/2-Channel(Not included)



1:10 SCALE
NO.3103



TURBO ROCKY

ELECTRIC POWERED 4WD SPECIAL RACING BUGGY

ROCKY PLUS OPTION HOUSE PARTS PLUS HIGH-STRENGTH 17S CHASSIS EQUALS THE SUPER TURBO ROCKY! NEW FULLY ADJUSTABLE SHOCK ABSORBERS (PAT. PENDING). FOUR-WHEEL DRIVE. LONG-TRAVEL DOUBLE WISHBONE SUSPENSION. ANTI-ROLL BAR FRONT/REAR. UNIVERSAL-JOINT HALFSHAFTS. STABLE PERFORMANCE EVEN AT 8.4V SPEEDS! NEW AERODYNAMIC BODY. SUITS BEC RADIO SETS.

Technical Data ● Length/380mm(14.9in) ● Width/240mm(9.4in) ● Height/120mm(4.7in) ● Wheelbase/265mm(10.4in) ● Ground Clearance/30mm(1.2in) ● Front Track/200mm(7.9in) ● Rear Track/190mm(7.5in) ● Tires/(F)85φ × 35mm(3.4 × 1.4in);(R)85φ × 35mm(3.4 × 1.4in) ● Total Weight/1600g(56.5oz) ● Gear Ratio/8.93:1,12.59:1 ● Motor/Le Mans 240/360Type(Not included) ● Battery/8.4V-1200mAh(Not included) ● Radio/2-Channel(Not included)

PLAZMA MKIII KS-2/LIMITED α -II

1:12 SCALE

ELECTRIC POWERED SUPER-LIGHT RACING CAR

NO.3151



A GOOD COMPETITOR AGAINST COSTING SIX TIMES AS MUCH, PLAZMA OFFERS "GO" WITH A CAPITAL "G"! SLIDING PILLAR FRONT SUSPENSION ALLOWS INDEPENDENT WHEEL MOVEMENT WHILE KEEPING THE WHEELS PERPENDICULAR TO THE TRACK. LIVE REAR AXLE IS LOCATED AND SPRUNG BY THE FRP CHASSIS PLATE AND A FRICTION MONO-SHOCK. TWIN BALL BEARINGS ON REAR AXLE. OPTIONAL 4WD. QUALITY ALUMINUM PARTS.



NO.3152



Technical Data ●Length/350mm(13.8in) ●Width/170mm(6.7in) ●Height/80mm(3.1in) ●Wheelbase/200mm(7.9in) ●Ground Clearance/5mm(0.2in) ●Front Track/137mm(5.4in) ●Rear Track/133mm(5.2in) ●Tires/(F)47 ϕ × 23mm(1.9 × 0.9in);(R)52 ϕ × 35mm(2.0 × 1.4in) ●Total Weight/870g(31oz) ●Gear Ratio/3.7:1 ●Motor/Le Mans 600E(Included)<Le Mans 240/480Type;Not included> ●Battery/7.2V-1200mAh(Not included) ●Radio/2-Channel(Not included)

FANTOM EP-4WD EXT CRC-II/BW SPIDER

ELECTRIC POWERED SPECIAL RACING CAR

1:12 SCALE



NO.3075

FANTOM EXT IS A TOP CONTENDER FOR FIRST PLACE WHENEVER IT RACES. EXTENSIVE USE OF MAGNESIUM AND CAREFUL ENGINEERING RESULTS IN AN ENERGY-SAVING, PERFORMANCE-ENHANCING TOTAL WEIGHT OF 880g, RIGHT AT THE ALLOWABLE MINIMUM. AN INGENUOUS FOUR-WHEEL DRIVE SYSTEM USES TWIN ONE-WAY CLUTCHES TO PERMIT THE FRONT WHEELS TO FREEWHEEL ON THE STRAIGHTS AND TO TRANSMIT POWER IN THE CORNERS WHEN ADDITIONAL TRACTION IS NEEDED. CHAIN DRIVE SYSTEM IS LIGHT, STRONG, AND RELIABLE. REAR DIFFERENTIAL WITH ADJUSTABLE ACTION KEEPS FULL POWER ON THE ROAD THROUGH CORNERS BY ELIMINATING SLIP.



NO.3074



Technical Data ● Length/350mm(13.7in) ● Width/170mm(6.7in) ● Height/80mm(3.1in) ● Wheelbase/200mm(7.9in) ● Ground Clearance/4mm(0.16in) ● Front Track/134mm(5.3in) ● Rear Track/133mm(5.2in) ● Tires/(F)47φ × 23mm(1.8 × 0.9in);(R)47φ × 23mm(1.8 × 0.9in) ● Total Weight/880g(31.0oz) ● Gear Ratio/3.7:1 ● Motor/Le Mans 240/480Type(Not included) ● Battery/7.2V-1200mAh(Not included) ● Radio/2-Channel(Not included)

FORD RS200

10 ENGINE POWERED 4WD RALLY CAR

1:10 SCALE



NO.3013

Technical Data ● Length/370mm(14.6in) ● Width/230mm(9.1in) ● Height/1200mm(4.7in) ● Weight/1600g(56.5oz) ● Tires(F/R)/φ82×30mm ● Engine/O.S. 10FP-B(Included/with Recoil Starter, Custom Muffler, Battery Holder, and priming Fuel Tank) ● Radio Control Set/2-Channel(Not included)

THIS 1/10-SCALE FORD RS200 RALLY CAR OFFERS THE FUN, SOUND, AND EXCITEMENT OF ENGINE POWER WITH THE EASE OF USE OF BATTERY POWER. THE POWER COMES FROM AN O.S. 10FP-B ENGINE(WITH EFFECTIVE KYOSHO MUFFLER). THE EASE OF OPERATION COMES FROM THE EXCLUSIVE KYOSHO RECOIL STARTER MOUNTED ON THE ENGINE. JUST A PULL OR TWO AND THE ENGINE IS RUNNING. SUSPENSION IS INDEPENDENT ON ALL FOUR WHEELS, WITH EXTRA-LONG WISHBONE/PARALLEL ARM LINKAGE AND EFFECTIVE OIL-FILLED SHOCK ABSORBERS FOR MAXIMUM BUMP ABSORPTION AND MINIMUM EFFECT ON STEERING. THE RESULT? GREAT ROAD-HOLDING AND CORNERING! POWER IS TRANSMITTED BY SIMPLE AND RELIABLE SYSTEM OF DRIVE SHAFTS AND TOOTHED BELTS, WITH THREE DIFFERENTIALS.

STINGER MK-II

10 ENGINE POWERED OFF-ROAD RACING BUGGY

STINGER MKII BRINGS THE ADVANCED FOURWHEEL DRIVE AND LONG-TRAVEL SUSPENSION OF THE FAMOUS OPTIMA TO .10 ENGINEPOWERED BUGGIES. THE LIGHTWEIGHT, RELIABLE, AND EFFICIENT BELT DRIVE SYSTEM TRANSMITS POWER TO THE FRONT WHEELS FOR TOP HANDLING AROUND ANY COURSE. THE LONG DOUBLE-WISHBONE SUSPENSION ALLOWS A REMARKABLE 35mm BOUNDE TRAVEL.

Technical Data ● Length/470mm(18.5in) ● Width/310mm(12.2in) ● Height/250mm(9.8in) ● Wheelbase/290mm(11.4in) ● Ground Clearance/70mm(2.8in) ● Front Track/220mm(8.7in) ● Rear Track/215mm(8.5in) ● Weight/ 2 6 0 0g(5 1b 12 oz) ● Tires(F/R)/ ϕ 136 x 80mm(5.4 x 3.2in) ● Gear Ratio/29.6:1 ● Engine/0.9-.11(Not included) ● Radio Control Set/2-Channel(Not included) ● Muffler/Custom Muffler(Included) ● Air Filter/Foam Element/Disposable Type(Included)



NITRO BRUTE

10 ENGINE POWERED OFF-ROAD RECREATIONAL VEHICLE

BIG BRUTE DUPLICATES THE WILD PERFORMANCE OF AMERICAN ENTERTAINMENT "CAR CRUSHER" VEHICLES IN 1/10 SCALE. HUGE 135mm TIRES! JACKED-UP CHASSIS! RUGGED SUSPENSION! POWERFULL LeMANS "STOCK 05" MOTOR FOR CLIMBING, AND SPEED. BIG BRUTE CLIMBS OVER OBSTACLES 50mm (2inches) HIGH. DOUBLE-WISHBONE SUSPENSION WITH QUALITY FRICTION-TYPE SHOCK ABSORBERS AND LARGE COIL SPRINGS F+R KEEPS IT UNDER CONTROL.

Technical Data ● Length/370mm(14.6in) ● Width/240mm(9.5in) ● Height/110mm(4.3in) ● Wheelbase/275mm(10.8in) ● Ground Clearance/30mm(1.2in) ● Front Track/200mm(7.9in) ● Rear Track/205mm(8.1in) ● Tires/(F)85 ϕ x 37mm(3.3 x 1.5in);(R)85 ϕ x 37mm(3.3 x 1.5in) ● Total Weight/1450g(50.9oz) ● Engine/.09-.11 Class(Not included) ● Radio/2-Channel(Not included)

FANTOM 21-4iS


20 ENGINE POWERED RACING CAR

1:8 SCALE

NO.3121



FIRST CHOICE FOR BEATING THE COMPETITION! FOUR-WHEEL DOUBLE-WISHBONE INDEPENDENT SUSPENSION. FOUR-WHEEL DRIVE VIA TWO DIFFERENTIALS AND LIGHT, RELIABLE TOOTHED DRIVE BELT. STIFF ALUMINUM ALLOY CHASSIS. STRONG GLASS-REINFORCED SUSPENSION PARTS. TOP-QUALITY OIL-FILLED SHOCK ABSORBERS. ANTI-DIVE, ANTI-ROLL FRONT SUSPENSION. MID-SHIPS/SIDE-WINDER ENGINE POSITION FOR BEST BALANCE AND TOP POWER DELIVERY.



Technical Data ● Length/515mm(20.3in) ● Width/266mm(10.5in) ● Height/130mm(5.1in) ● Wheelbase/307mm(12.1in) ● Ground Clearance/10mm(0.4in) ● Front Track/210mm(8.3in) ● Rear Track/198mm(7.8in) ● Tires/(F)70φ × 40mm(2.7 × 1.6in);(R)80φ × 60mm(3.1 × 2.4in) ● Total Weight/2650g(93.5oz) ● Engine/21 Class(Not included) ● Radio/2-Channel(Not included)

BURNS 4WD

21 ENGINE POWERED RACING BUGGY

1:8 SCALE

NO.3096



BURNS IS DESTINED SET OFF-ROAD TRACKS ALIGHT WHEN IT COMES UP AGAINST THE COMPETITION! FOR EFFICIENCY AND RELIABILITY BURNS USES SHAFT DRIVE TO CONNECT THE ENGINE TO THE FRONT WHEELS. THREE EFFECTIVE GEAR-TYPE DIFFERENTIALS GET ALL THE ENGINE POWER ONTO THE TRACK VIA ALL FOUR WHEELS. THE RESULT? MAXIMUM TRACTION, ACCELERATION, AND CORNERING. ROADHOLDING ON EVEN THE ROUGHEST TRACKS IS SUPERB DUE TO THE LONGTRAVEL PARALLEL WISHBONE SUSPENSION WITH HIGH-QUALITY OIL-FILLED SHOCK ABSORBERS. CHASSIS IS A RIGID 17S ALLOY ALUMINUM PLATE. SPECIAL MANIFOLD, MUFFLER, AND 18 BALL BEARINGS ARE INCLUDED IN KIT.

Technical Data ● Length/420mm(16.5in) ● Width/300mm(11.8in) ● Height/160mm(6.3in) ● Wheelbase/320mm(12.6in) ● Ground Clearance/45mm(1.8in) ● Front Track/255mm(10.0in) ● Rear Track/255mm(10.0in) ● Tires/(F)116φ × 42mm(4.6 × 1.9in);(R)116φ × 48mm(4.6 × 1.7in) ● Total Weight/3200g(71.1oz) ● Engine/21-Class(Not included) ● Radio/2-Channel(Not included)

P-51D MUSTANG M36

ALMOST READY-TO-FLY ELECTRIC POWERED AIRCRAFT

THE KYOSHO ELECTRIC MUSTANG IS A 1/11 SCALE MODEL OF THE "D" VARIANT, AND OFFERS THE SPEED AND EXCITEMENT OF THE ORIGINAL WITH THE CONVENIENCE AND QUIET OF AN ELECTRIC MOTOR. THE MUSTANG IS NOT A BEGINNER'S MODEL, BUT IS CAPABLE OF LOOPS, ROLLS, AND OTHER AEROBATICS. THE POWERPLANT (INCLUDED) IS A NEWLY DEVELOPED LeMANS AP36 MOTOR (OPTIMIZED FOR AIRCRAFT USE) WITH A MATCHED REDUCTION UNIT (2 BALL BEARINGS).

Technical Data ● Wingspan/1020mm(40.2in) ● Length/860mm(33.9in) ● Wing Area/18.6dm²(288in²) ● Weight/1200g(42oz)(Typical) ● Motor Unit/LeMANS AP36(Included) ● NiCd Battery/7.2V-1200mAh or 8.4V-1200mAh(Not included) ● Radio Control Set/4-Channel With 3 Servos And Electronic Speed Controller(Not included)



ZERO FIGHTER M36

ELECTRIC POWERED AUTHENTIC SCALE MODEL

THE KYOSHO ELECTRIC ZERO FIGHTER OFFERS THE EXCITEMENT OF FLYING A 1/11 SCALE MODEL OF THIS FAMOUS AIRCRAFT WITH THE QUIETNESS POSSIBLE WITH ELECTRIC POWER. THE ELECTRIC ZERO IS NOT A BEGINNER'S MODEL, BUT IS QUICK AND EXCITING, CAPABLE OF LOOPS, ROLLS, AND OTHER AEROBATICS. THE POWERPLANT (INCLUDED) IS A NEWLY DEVELOPED LeMANS AP36 MOTOR.

Technical Data ● Wingspan/1000mm(39.3in) ● Length/815mm(32.1in) ● Weight/1200g(42oz)(Typical) ● Motor/Le Mans AP36(Included) ● NiCd Battery/7.2V-1200mAh or 8.4V-1200mAh(Not included) ● Radio Control Set/4-Channel With 3 Servos Plus Electric Speed Controller(Not included)

CESSNA CARDINAL M36

ALMOST READY-TO-FLY ELECTRIC POWERED AIRCRAFT

THIS REALISTIC 1/9-SCALE MODEL OF THE CARDINAL 177 FLIES GENTLY ENOUGH TO BE USED AS A FIRST TRAINER, YET WILL BE FUN FOR THE EXPERIENCED FLIER TO TAKE OUT FOR A FEW LAZY, QUIET CIRCUITS. THE FUSELAGE IS NEARLY CRASHPROOF LSS MOLDED RESIN, WHILE THE WING AND TAIL PARTS ARE FACTORY-MADE BUILT-UP Balsa STRUCTURES WITH SMOOTH POLYESTER FILM COVERING. NO BUILDING, JUST EASY ASSEMBLY AND GOOD FLYING! KIT INCLUDES POWERFUL LeMANS M36 MOTOR.

Technical Data ●Wingspan/1190mm(47in) ●Length/865mm(34in) ●Wing Area/23.5dm²(365sq in) ●Dihedral/6° ●Weight(Ready To Fly) 1100-1200g(38.542oz) ●Motor/LeMans AP36w/Integral Gear Reduction(3.45:1) (Included) ●Propeller/Matched9-8(Included) ●Battery/7.2V-1200mAh(Not included) ●Radio control Set/3-Channel(3 Servos, or 2 Servos+ Elec. Speed Controller)

1:9 SCALE



FLASH EP

ALMOST READY-TO-FLY ELECTRIC POWERED AIRCRAFT

ELECTRIC AEROBATIC FLYING IS HERE! 'FLASH EP' IS SCALED DOWN FROM THE FAMOUS YOSHIOKA DESIGN, BUT THE QUIET, CLEAN ELECTRIC PERFORMANCE IS FULL-SIZE! FACTORY MADE AND COVERED BUILT-UP Balsa WING AND TAIL PARTS. PRE-COLORED FUSELAGE MOLDED OF DAMAGE-RESISTANT, LIGHT LSS RESIN. NO BUILDING REQUIRED, JUST ASSEMBLY. MOTOR UNIT INCLUDED. SPARES AVAILABLE.


Technical Data ●Wingspan/1190mm(46.8in) ●Length/860mm(33.8in) ●Wing Area/22.4m² ●Total Weight/1200g(42.3oz) ●Motor/Le Mans 240E(Included) ●Battery/7.2-8.4V-1200mAh(Not Included) ●Radio/4-Channel(Not included)

PETIT BALLAD 900

ALMOST READY-TO-FLY ELECTRIC POWERED AIRCRAFT



ITS CUTE LOOKS ARE GREAT IN THE SKY. THE PARASOL WING GIVES IT GREAT STABILITY. PETIT BALLAD CAN BE FLOWN ALMOST ANYWHERE, BECAUSE IT'S ELECTRIC AND QUIET. THE LIGHT, STRONG OHS WING AND TAIL SURFACES, AND THE CRASH-RESISTANT LSS MOLDED RESIN FUSELAGE ARE FACTORY MADE FOR ACCURACY AND CONVENIENCE. NO BUILDING, JUST SOME ASSEMBLY. KIT INCLUDES MOTOR, BATTERY, BATTERY CHARGER (USES 12V CAR BATTERY), AUTO SHUT-OFF, AND ALL FITTINGS.



Technical Data ● Wingspan/900mm(35.4in) ● Length/590mm(23.2in) ● Wing Area/13.5m² ● Total Weight/500-600g(19.4-21.1oz) ● Motor/Le Mans AP29(Included) ● Battery/6V-450mAh(Included) ● Radio/2-Channel(Not included)

PETIT DREAMIN 850

ALMOST READY-TO-FLY ELECTRIC POWERED AIRCRAFT



Technical Data ●Wingspan/850mm(33.5in) ●Length/530mm(20.9in)
●Wing Area/11.5m² ●Total Weight/580-630g(20.5-22.2oz)
●Motor/Le Mans AP29(Included) ●Battery/6V-450mAh(Included)
●Radio/2-Channel(Not included)

PETIT ROBIN 850

ALMOST READY-TO-FLY ELECTRIC POWERED AIRCRAFT



Technical Data ●Wingspan/850mm(33.5in) ●Length/550mm(21.6in)
●Wing Area/11.5m² ●Total Weight/600-650g(21.1-23.0oz)
●Motor/Le Mans AP29(Included) ●Battery/6V-450mAh(Included)
●Radio/2-Channel(Not included)



PETIT BREEZIN 1200

ALMOST READY-TO-FLY ELECTRIC POWERED AIRCRAFT

Technical Data ●Wingspan/1200mm(47.2in) ●Length/600mm(23.6in)
●Wing Area/14.4m² ●Total Weight/550-600g(19.4-21.1oz)
●Motor/RS-380S(Included) ●Battery/6V-450mAh(Included)
●Radio/2-Channel(Not included)

VALENCIA 1800

ALMOST READY-TO-FLY ELECTRIC POWERED MODEL



Technical Data ● Wingspan/1780mm(70.1in) ● Length/780mm(30.7in)
● Wing Area/21dm² ● Total Weight/750g(26.5oz)
● Motor/Le Mans AP29(Included) ● Battery/6V-450mAh(Included)
● Radio/2-Channel(Not included)

MELODY 1500

ALMOST READY-TO-FLY GLIDER



WINGSPAN:1500mm
NO.4031

MELODY MOTOR PYLON
NO.4032



Technical Data <MELODY 1500> ● Wingspan/1500mm(59.1in)
● Length/780mm(30.7in) ● Wing Area/21dm² ● Total Weight/600-650g(21.1-23.0oz)
● Radio/2-Channel(Not included)

ETUDE 1200/DUET 1200

ALMOST READY-TO-FLY ELECTRIC POWERED AIRPLANE



Technical Data/ < > DUET 1200 ● Wingspan/1200mm(47.2in)
● Length/930mm(36.6in) ● Wing Area/24dm²
● Total Weight/1150g(40.6oz) <1300g(45.9oz)>
● Motor/RS-540S(Included) <RS-540S × 2(Included)>
● Battery/7.2V-1200mAh(Not Included)
● Radio/2-3-Channel(Not included)



PATRICIA 10

ALMOST READY-TO-FLY 10 ENGINE POWERED AIRCRAFT



Technical Data ●Wingspan/1780mm(70.0in) ●Length/870mm(34.3in)
●Wing Area/30.3dm² ●Total Weight/1400g(49.4oz)
●Motor/Le Mans 240E(Included)
●Battery/7.2V-1200mAh(Not included)
●Radio/2-Channel(Not included)

CAP 21

READY-TO-FLY ENGINE POWERED AIRCRAFT



PRELUDE 10

10 ENGINE POWERED READY-TO-FLY AIRCRAFT



Technical Data ●Wingspan/1200mm(47.2in) ●Length/930mm(36.6in)
●Wing Area/24dm² ●Total Weight/1000g(35.2oz) ●Engine/O.S.10FSR
(Included) ●Radio/3-4 Channel(Not included)

AT LAST, A MODEL OF THE POPULAR CAP 21 AEROBATIC AIRCRAFT WITH KYOSHO QUALITY! WINGS AND TAIL ARE BUILT-UP BALSA FOR STRENGTH AND LIGHT WEIGHT, FACTORY-MADE IN JIGS FOR PERFECT ACCURACY AND COVERED WITH "EXCELCOTE" POLYESTER FILM FOR CONVENIENCE. (COMPARE WITH THE HEAVY, NON-REPAIRABLE WINGS IN OTHER ARF KITS.) PRE-COLORED FUSELAGE IS MOLDED, CRASH-RESISTANT, LIGHT "LSS" POLYOLEFIN RESIN. EASY ASSEMBLY, NO CONSTRUCTION EXCEPT JOINING WING HALVES.

Technical Data ●Wingspan/1500mm(59.1in)
●Length/1100mm(43.3in) ●Wing Area/37.5dm²
●Total Weight/2600g(91.7oz)
●Engine/.40-.45 <2-Stroke>/.60 <4-stroke> (Not included)
●Radio/4-Channel(Not included)

CONCEPT 30

RADIO CONTROLLED 30ENGINE POWERED HELICOPTER



THE "CONCEPT 30" IS ALMOST FACTORY ASSEMBLED. SERVOS AND LINKAGES ARE EASY TO INSTALL AND ADJUST. IT IS DESIGNED FOR MINIMUM MAINTENANCE AND READJUSTMENT. IT HAS FULL COLLECTIVE PITCH CONTROL, AND THE ADVANCED HEAD DESIGN ENSURES THAT EVEN THE SMALLEST CONTROL INPUTS ARE FOLLOWED ACCURATELY AND HELD SECURELY. IT CAN BE USED FOR LEARNING BY A BEGINNING PILOT, THEN FLOWN WITH THE PERFORMANCE OF A COMPETITION MACHINE. THE POWER UNIT IS VERY COMPACT, WITH INTEGRAL FAN, CLUTCH AND STARTER CONE (EASILY REACHED). THE DRIVE GEAR IS CLOSE TO THE ENGINE FRONT BEARING, FOR MINIMUM LOAD ON THE CRANKSHAFT. LIGHT, ONE-PIECE TAIL ROTOR WITH SIMPLE, RELIABLE DRIVE.



CONCEPT 30DX NO.4085

Standard Type with "OS
MAX-28F-H" Engine.

CONCEPT 30SE NO.4086

Stunt Type with "OS
MAX-32F-H" Engine

Technical Data ● Overall Length/1000mm(39.3in) ● Main Rotor Diameter/1120mm(44.1in) ● Fuselage Width/120mm(4.7in) ● Overall Height/345mm(13.6in) ● Tail Rotor Diameter/210mm(8.3in) ● Speed Ratio (Eng:Main Rotor, Rot:Tail Rot)/9.64:1:4.6 ● Tail Drive/shaft ● Engine Size/28-32(Engine Included) ● Starting System/Cone (Direct) ● Flying Weight/2.25kg(4 1.8 15 oz)

NO.3421



Technical Data ● Length/900mm(35.4in) ● Width/225mm(8.9in)
● Height/1560mm(61.4in) ● Total Weight/3600-4200g(127-148oz) ● Radio/2-Channel(Not included)

FAIRWIND

RADIO CONTROLLED YACHT

THE GRACEFUL AND ELEGANT LINES OF A CLASSIC RACING YACHT IN AN ARS (ALMOST-READY-TO-SAIL) MODEL FAIRWIND IS SILENT, SO SHE CAN BE SAILED WHERE POWER MODELS AREN'T WELCOME. EASY TO ASSEMBLE AND EASY TO SAIL ONE-PIECE MOLDED ABS HULL EASILY MOUNTED DECORATIVE FITTINGS, ETC. STRONG ALUMINUM ALLOY MAST. DACRON SAILS WITH BATTENS FOR SHAPE. CONTROL WITH ONE SERVO (RUDDER) OR TWO (ADD A WINCH SERVO FOR THE SAIL). MANY DECORATIVE STICKERS.



RIVIERA

RADIO CONTROLLED YACHT

Technical Data ● Length/500mm(19.7in) ● Width/153mm(6.0in) ● Height/970mm(35.2in) ● Total Weight/1000g(35.2oz)
● Radio/2-Channel(Not included)

NO.2252



JET STREAM 800

ELECTRIC POWERED SPEEDBOAT



NO.2270

THIS SCALE-LIKE REPRODUCTION OF THE HIGH-SPEED OCEAN RACERS FAMOUS FOR COMPETING IN ROUGH ATLANTIC OCEAN WATERS WILL GIVE JUST AS MANY THRILLS IN MINIATURE! DRIVE IS BY EFFICIENT INBOARD MOTOR (POWERFUL LeMANS 360ST; INCLUDED) AND OUTBOARD STERN DRIVE THAT PIVOTS FOR STEERING. SMOOTH MOLDED-ABS RESIN V-BOTTOM HULL FOR STRENGTH AND LIGHTWEIGHT. PLENTY OF DETAILS. GET IN THE RACE!

Technical Data ● Length/880mm(34.6in) ● Width/205mm(8.1in)
 ● Weight(Ready To Run/g ÷ 28.3 = oz) ● Drive Unit/Inboard-Outboard (Included) ● Motor/LeMans 360ST(Included) ● Screw/D42×P1.4 (Included) ● Gear Ratio/1.5:1 ● Battery/7.2V-1200mAh(Not included)
 ● Radio Control Set/2-Channel(Not included)

TOM'S RIVER

ELECTRIC POWERED AIRBOAT



NO.2430

Technical Data ● Length/485mm(19.1in) ● Width/230mm(9.1in)
 ● Height/235mm(9.3in)
 ● Total Weight/1400g(49.3oz) ● Motor/Le Mans stock 05R(Included)
 ● Battery/7.2V-1200mAh(Not included)
 ● Radio/2-Channel(Not included)



NO.2267

FLORIDA

ELECTRIC POWERED OUT-BOARD SPEEDBOAT

Technical Data ● Length/600mm(23.6in) ● Width/190mm(7.5in)
 ● Height/156mm(6.1in) ● Total Weight/1100g(38.8oz) ● Motor/JACKSON 380(Included) ● Battery/7.2V-1200mAh(Not included)
 ● Radio/2-Channel(Not included)

CASABLANCA

ELECTRIC POWERED OUT-BOARD SPEEDBOAT



NO.2409

Technical Data ● Length/630mm(24.8in) ● Width/290mm(11.4in)
 ● Height/115mm(4.5in) ● Total Weight/1450g(51.1oz) ● Motor/JACKSON 380 x 2(Included) ● Battery/7.2V-1200mAh(Not included)
 ● Radio/2-Channel(Not included)



JACKSON MOTOR

FOR POWERING THE CASABLANCA OR YOUR OWN DESIGN. JACKSON OUTBOARDS ARE THE MOST POWERFUL AND CONVENIENT POWER UNIT AVAILABLE. BECAUSE THEY ARE ELECTRIC. THEY ARE QUIET AND CLEAN. JUST FLICK THE SWITCH AND THEY'RE PUTTING OUT FULL POWER!

380 JACKSON

OUT-BOARD MOTOR No. 2265

540 JACKSON

OUT-BOARD MOTOR No. 2266

PROPO

DIGITAL PROPORTIONAL RADIO CONTROL SYSTEM

"PISTOL" STYLE TRANSMITTER FOR COMFORTABLE HANDLING AND PRECISE CONTROL. ADJUSTABLE FOR RIGHT OR LEFT HAND USE. BALANCE PREVENTS WRIST FATIGUE. CIRCUIT ELIMINATES CROSSMODULATION PROBLEMS. SERVO REVERSE ON BOTH CHANNELS.

IMPULSE II

- RS-V NO.2546 (FOR BAJA-BUGS)
- RS-M NO.2547 (FOR HONDA NSR500/YAMAHA YZR500)



PULSAR PRO-2000

- RS-V NO.2557 (FOR BAJA-BUGS)
- RS-M NO.2558 (FOR HONDA NSR500/YAMAHA YZR500)

PULSAR EXP-2001

H.D. ROTARY SPEED CONTROLLER

NO.1815

RECEIVER/SERVO SET

■ RS-V NO.2566

(FOR BAJA-BUGS)

■ RS-M NO.2567

(FOR HONDA NSR500/YAMAHA YZR500)

THESE TINY UNITS ARE CUSTOM DESIGNED TO FIT INTO MINI SIZED CARS AND MINI-MOTORCYCLES. THE MAIN UNIT IS A COMBINED 27MHz RECEIVER AND ELECTRONIC SPEED CONTROLLER FOR SMALL MOTORS.



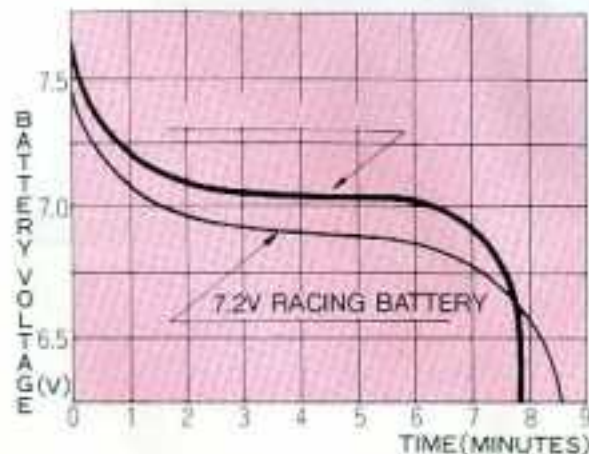
HEAVY-DUTY ROTARY SPEED CONTROLLER. SILVER-PLATED TRACK AND SOLID SILVER BUTTON FOR ULTRA-LOW RESISTANCE (0.002 OHM). ALREADY ASSEMBLED, WITH ENCLOSURE TO KEEP OUT DUST. EASILY DISASSEMBLED FOR CHECKING OR SERVICING. HAS BEC CONNECTOR. SMOOTH OPERATION.



BATTERIES

SUPER NICKEL FAST-CHARGE BATTERIES

KYOSHO NICKEL-CADMIUM BATTERIES ARE HIGH-QUALITY POWER SOURCES FOR ALL APPLICATIONS CALLING FOR A 6, 7.2, OR 8.4V BATTERY PACK. NICKEL CADMIUM (Ni-Cd) CELLS CAN TYPICALLY BE RECHARGED OVER 300 TIMES IF THE CELLS ARE NOT ABUSED (NOT OVERCHARGED OR OVERHEATED, AND IF THEY ARE REGULARLY CYCLED THROUGH THEIR FULL CAPACITY). ALL KYOSHO SUPER NiCd BATTERIES CAN BE FAST CHARGED (15-20 MINUTES) USING A KYOSHO FAST CHARGER. THESE NiCd PACKS ARE DESIGNED TO POWER CARS, BUGGIES, BOATS AND AIRPLANES FOR FLEXIBILITY AND HEAT RESISTANCE.



6V-1200mAh NiCd BATTERY
NO.2201



6V-450mAh NiCd BATTERY
NO.2205



GP 7.2V-600mAh NiCd BATTERY
NO.2313



7.2V RACING BATTERY
[7.2V-1200mAh]NO.2218



7.2V POWER BATTERY
[7.2V-1200mAh]NO.2306



8.4V TURBO RACING BATTERY
[8.4V-1200mAh]NO.1932



7.2V SPRINT BATTERY
[7.2V-1200mAh]NO.2310



8.4V POWER BATTERY
[8.4V-1200mAh]NO.2307

BATTERY CHARGERS DC/AC

FOR ELECTRIC POWERED MODELS

THESE CHARGERS ARE ALL DESIGNED TO RECHARGE QUICK-CHARGE NiCd BATTERY PACKS IN 15 MINUTES (FULLY DISCHARGED PACK; LESS IF PARTIALLY CHARGED) USING A STANDARD 12V CAR BATTERY AS POWER SOURCE. ALL USE A RELIABLE TIMER TO SHUT OFF CHARGING CURRENT AFTER THE REQUIRED TIME. SUPPLIED CONNECTORS ARE FOR KYOSHO NiCd BATTERY PACKS, BUT ANY FAST-CHARGE NiCd PACK CAN BE RECHARGED USING A SUITABLE CONNECTOR. THREE CHARGERS ARE FOR SPECIFIC TYPES OF NiCd PACKS (VOLTAGE AND CAPACITY)



STANDARD CHARGER
(8.4V-1200mAh) NO.2217

STANDARD CHARGER
(7.2V-1200mAh) NO.2221



12V BATTERY ADAPTOR
NO.2193



DC QUICK CHARGER
(6V-450mAh) NO.2365



DC POWER QUICK CHARGER
(8.4V-1200mAh) NO.2327



DC POWER QUICK CHARGER
(7.2V-1200mAh) NO.2326

MULTI-CHARGER II

CHARGES ANY 4.8-8.4V/250-1800mAh NiCd BATTERY FOR TIME PERIOD. CAN ALSO DISCHARGE AT FIXED RATE. COMPARTMENT FOR LEADS.



NO.1849



NO.1845

DELTA PEAK CHARGER

100% CHARGE IN 20 MINUTES (LESS FOR PARTIALLY CHARGED BATTERIES). BATTERY CHARGED TO PEAK CAPACITY. FOR 100 TO 4000 mAh 4.8 TO 8.4V NiCd PACKS. BUILT-IN AMMETER.

OPTION HOUSE

SPECIAL PARTS FOR RADIO CONTROLLED MODELS



- ① NO.W-5033 Narrow tires (Pin pattern)
- ② NO.W-5022 Narrow wheel (2 pcs.)
- ③ NO.W-0110 Special spur gear
NO.W-0111 Special counter gear
- ④ NO.W-0107 Ball differential gear (Optima Mid series' front)
- ⑤ NO.W-0106 One way clutch
- ⑥ NO.W-1011 SPA 240WS motor
- ⑦ NO.W-5061 Universal swing shaft (2pcs.) (for Optima series)
NO.W-5062 Universal swing shaft (2pcs.) (for Rocky series)
- ⑧ NO.W-5003(S) Adjustable shocks (2pcs.) (short)
NO.W-5004(L) Adjustable shocks (2pcs.) (long)
- ⑨ NO.W-5005 Special rod set
- NO.W-5034 Narrow tires (for hard surface)
- NO.W-5031 Low-profile tires (for hard surface)
- NO.W-5032 Low-profile tires (for soft surface)
- NO.W-0108 Ball differential gear (Optima Mid series' rear)
- NO.W-5009 Pinion gear (9T)
- NO.W-5010 Pinion gear (10T)
- NO.W-5011 Pinion gear (11T)
- NO.W-5001(S) Pressure shocks (2pcs.) (short)
- NO.W-5002(L) Pressure shocks (2pcs.) (long)
- NO.W-5021 Large dia. wheels (2pcs.)
- NO.W-0105 Belt drive unit for Optima series

MOTORS

HIGH-PERFORMANCE MOTORS FOR ELECTRIC MODELS

KYOSHO'S TWO MOST POWERFUL MOTORS. BOTH USE WET-PROCESS FERRITE FIELD MAGNETS FOR THE STRONGEST MAGNETIC STRENGTH AND HIGHEST POWER OUTPUT. BOTH HAVE ALL THE USUAL QUALITY FEATURES, LIKE BALL BEARINGS, ADJUSTABLE TIMING, NON-FERREOUS FRONT PLATE, SKEWED ARMATURE FOR MORE EVEN POWER OUTPUT. DIAMOND-TRUED COMMUTATOR, BALANCED ROTOR, ETC. QUICK NO-SOLEDR CONNECTORS.



LeMANS 480 GOLD
NO.1897



LeMANS 360 GOLD
NO.1925



LeMANS 240SB
NO.1924



LeMANS 240S
NO.1893



SPA-240WS
NO.W-1011

	LeMans						SPA	
	480GOLD	360GOLD	360PT	240SB	600E	SPORTS H-240S	240WS	480WT
BIG BRUTE	○	⊗	⊗	△	⊗	△	△	○
RAIDER 2WD	○	⊗	⊗	⊗	○	⊗	⊗	○
TURBO ULTIMA	○	⊗	⊗	⊗	○	⊗	⊗	○
ICARUS	○	○	⊗	△	○	△	△	○
ULTIMA	○	⊗	⊗	⊗	○	⊗	⊗	○
SHADOW4WD	○	⊗	⊗	○	○	○	○	○
ROCKY 4WD	○	⊗	⊗	⊗	○	⊗	⊗	○
OPTIMA	○	⊗	⊗	⊗	○	⊗	⊗	○
JAVELIN	○	⊗	⊗	⊗	○	⊗	⊗	○
OPTIMA PRO	○	⊗	⊗	⊗	○	⊗	⊗	○
OPTIMA MID	○	⊗	⊗	⊗	○	⊗	⊗	○
TURBO OPTIMA MID	○	⊗	⊗	⊗	○	⊗	⊗	○
GALLOP MKII	○	⊗	⊗	△	○	△	△	○
TURBO ROCKY	○	⊗	⊗	⊗	○	⊗	⊗	○
TURBO OPTIMA	○	⊗	⊗	⊗	△	⊗	⊗	○
FLASH EP	○	△	△	⊗	△	⊗	⊗	○
VALENCIA 1800	○	×	×	⊗	△	⊗	⊗	○
ETUDE 1200	○	⊗	⊗	⊗	△	⊗	⊗	○
EP ZERO FIGHTER	○	○	○	⊗	△	⊗	⊗	○

MARKS: ⊗ = RECOMMENDED ○ = SUITABLE △ = NOT RECOMMENDED × = WILL NOT FIT

MOTOR CHECKER

ELECTRIC MOTOR ANALYZER



DO YOU EVER WONDER IF THE MOTOR IN YOUR ELECTRIC COMPETITION CAR IS PERFORMING AT ITS BEST ? THIS MOTOR ANALYZER A WORLD "FIRST" MAKES IT EASY TO CHECK BOTH THE TIMING ANGLE OF THE BRUSHES AND THE CONDITION OF THE BRUSHES AND COMMUTATOR.

NO.1896



MOTOR BREAK-IN MACHINE

SUPPLIES LOW VOLTAGE FOR SLOW BREAK-IN RUNNING OF NEW MOTORS TO SHAPE BRUSH FACES. MAXIMIZES COMMUTATOR EFFICIENCY. USES 12V CAR BATTERY. WITH LEADS/ AMMETER.

NO.1836

RC TOOLS & ACCESSORIES

K&B FUELS RACING FUELS



K&B1000 NO.6121
K&B500 NO.6054



RF2700 NO.6443
RF3700 NO.6444

K&B STARTER PACK



NO. 6401

K&B HANDY FUELS



NO.6411

POLYCA COLOR



NO.2230

MICRON LINE TYPE



NO.1841 NO.1842 NO.1843

HANDY IRON



NO.1826

TEFLON HOBBY OIL, FRONTIER



NO.1883



HOBBY SHEARS
AND SANDER
NO.1829



LOW-VOLTAGE
SOLDERING
IRON
NO.1825

SILICON OIL



NO.1953(S) NO.1954(M)
NO.1955(H)

OIL SPRAY
NO.1945



BLITZ STARTER



NO.1791

POWER DIVIDER



NO.1835

EXCELCOTE
NO.1688



KYOSHO ORIGINALS

R/C CHAIR BAG



NO.4114

R/C BAG



NO.4125

PARTS BOX (M)(S)



NO.4137
NO.4138

TOOL BOX



NO.4139

RACING NUMBERED BIBS



NO.4145

PEN STAND



NO.4171

LeMANS KEY HOLDER



NO.4136

CUTTING MAT



NO.4122

KYOSHO ORIGINAL CAP



NO.4108

KYOSHO ORIGINAL T-SHIRT



NO.4111

KYOSHO FLAG SET



NO.4105

"KYOSHO" LOGO-TYPED BANNER



NO.4105

"KYOSHO" LOGO-TYPED STICKERS



NO.4100(S)-4101(M)-4102(L)

BANNERET



NO.4140

RACING NUMBERS FOR CARS



NO.4144

KYOSHO CATALOG



KYOSHO CIRCUIT



ATSUGI OPERATION CENTER



KYOSHO CORPORATION

